

**90 DAY LIMITED WARRANTY AND SERVICE  
VALID IN THE U.S.A ONLY**

SPECTRA MERCHANDISING INTERNATIONAL, INC. warrants this unit to be free from defective materials or factory workmanship for a period of 90 days from the date of original customer purchase and provided the product is utilized within the U.S.A. This warranty is not assignable or transferable. Our obligation under this warranty is the repair or replacement of the defective unit or any part thereof, except batteries, when it is returned to the SPECTRA Service Department, accompanied by proof of the date of original consumer purchase, such as a duplicate copy of a sales receipt.

You must pay all shipping charges required to ship the product to SPECTRA for warranty service. If the product is repaired or replaced under warranty, the return charges will be at SPECTRA's expense. There are no other express warranties other than those stated herein.

This warranty is valid only in accordance with the conditions set forth below:

1. The warranty applies to the SPECTRA product only while:
  - a. It remains in the possession of the original purchaser and proof of purchase is demonstrated.
  - b. It has not been subjected to accident, misuse, abuse, improper service, usage outside the descriptions and warnings covered within the user manual or non-SPECTRA approved modifications.
  - c. Claims are made within the warranty period.
2. This warranty does not cover damage or equipment failure caused by electrical wiring not in compliance with electrical codes or SPECTRA user manual specifications, or failure to provide reasonable care and necessary maintenance as outlined in the user manual.
3. Warranty of all SPECTRA products applies to residential use only and is void when products are used in a nonresidential environment or installed outside the United States.

This warranty gives you specific legal rights, and you may also have other rights which vary from state to state. TO OBTAIN SERVICE please remove all batteries (if any) and pack the unit carefully and send it freight prepaid to SPECTRA at the address shown below. IF THE UNIT IS RETURNED WITHIN THE WARRANTY PERIOD shown above, please include a proof of purchase (dated cash register receipt) so that we may establish your eligibility for warranty service and repair of the unit without cost. Also include a note with a description explaining how the unit is defective. A customer service representative may need to contact you regarding the status of your repair, so please include your name, address, phone number and email address to expedite the process.

IF THE UNIT IS OUTSIDE THE WARRANTY PERIOD, please include a check for **\$8.00** to cover the cost of repair, handling and return postage. All out of warranty returns must be sent prepaid.

It is recommended that you contact SPECTRA first at 1-800-777-5331 or by email at [custserv@spectrainl.com](mailto:custserv@spectrainl.com) for updated information on the unit requiring service. In some cases the model you have may be discontinued, and SPECTRA reserves the right to offer alternative options for repair or replacement.

SPECTRA MERCHANDISING INTERNATIONAL, INC.  
4230 North Normandy Avenue,  
Chicago, IL60634, USA.  
1-800-777-5331

To register your product, visit the link below to enter your information.  
<http://www.spectrainl.com/wform.htm>

Printed in China



**LIQUID MOTION GLOW**


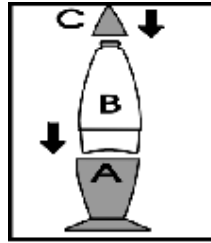


**USER MANUAL  
KT3097BK**

**WARNING:** This is an electric appliance – not a toy! To avoid risk of fire, burns, personal injury and electric shock it should not be played with or placed where small children can reach it. Not appropriate for use by children 12 years of age and younger.

## ASSEMBLY INSTRUCTIONS:

- CAREFULLY UNPACK THE UNIT FROM THE BOX.
- ASSEMBLE THE UNIT ON A FLAT AND CLEAN SURFACE.
- RECENTRE THE BULB IF NECESSARY. IT IS IMPORTANT THAT THE LIGHT BULB IN YOUR UNIT'S BASE BE COMPLETELY CENTRED AND TIGHTENED. THE BULB AND SOCKET MIGHT HAVE BEEN SLIGHTLY MOVED DURING SHIPPING. IF SO GENTLY PUSH THE SOCKET WITH YOUR FINGERS TO RECENTER IT. MAKE SURE THAT THE UNIT IS UNPLUGGED BEFORE TOUCHING IT.
- POSITION THE BODY (B) ON THE BASE (A) AND MAKE SURE IT IS STEADY.
- PLACE THE CAP (C) ON TOP OF THE BOTTLE TO COMPLETE.
- PLUG IN AND TURN THE SWITCH ON.
- USE ONLY 20 WATT TYPE R39 FROSTED BULB FOR REPLACEMENT. VARIANCE IN BULB SIZE OR WATTAGE WILL RESULT UNSATISFACTORY OPERATION, FIRE OR BREAKAGE OF THE GLASS VESSEL.



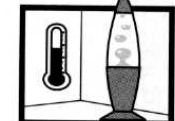

## CARE AND OPERATION:

- THE UNIT IS DESIGNED TO OPERATE IN AN AVERAGE ROOM TEMPERATURE 20-25°C (68-77°F). MAKE SURE THE UNIT IS AT ROOM TEMPERATURE BEFORE STARTING.
- INITIAL WARM-UP OF THE UNIT WILL TAKE 3 TO 5 HOURS. SUBSEQUENT WARM-UPS WILL TAKE LESS TIME DEPENDING ON THE ROOM TEMPERATURE. THE UNIT WILL FUNCTION BEST IF IT IS OPERATED NO LONGER THAN 10 HOURS AT A TIME. THE UNIT'S FUNCTION WILL BE ACHIEVED FULLY AFTER THE UNIT HAS BEEN USED 5 OR 6 TIMES.
- THE UNIT OPERATES BEST AT ROOM TEMPERATURES BETWEEN 20-25°C (68-77°F). DO NOT PLACE IT NEAR SOURCES OF HEAT OR COLD SUCH AS HEAT AND AIR CONDITIONING VENTS.
- DO NOT ADD ANY FLUIDS OR SOLIDS TO YOUR UNIT. THE AIR SPACE AT THE TOP OF THE VESSEL HAS BEEN PROVIDED TO ALLOW FOR EXPANSION.
- DO NOT OPERATE THE UNIT ON ANY WARM OR HOT SURFACES. OPERATE THE UNIT ONLY ON ROOM TEMPERATURE SURFACES.
- OPERATION OR STORAGE OF THE UNIT IN DIRECT SUNLIGHT WILL CAUSE COLORS TO FADE.
- ALWAYS OPERATE THE UNIT ON A FIRM STATIONARY SURFACE. THE UNIT OPERATES AT A VERY WARM TEMPERATURE AND THE VESSEL IS MADE OF GLASS. KEEP THE UNIT OUT OF REACH OF SMALL CHILDREN AND PETS.
- THE COLOR HUE OF THE "WAX" WILL MELLOW AFTER ABOUT 10-20 HOURS OF CONTINUOUS OPERATION.
- DURING THE INITIAL WARM-UP OF THE UNIT, THE HEAT COIL IN THE BASE MAY TEND TO

STAND ON END OR FLOAT TO THE TOP OF THE VESSEL. IF THIS HAPPENS, KEEP YOUR UNIT OPERATION FOR 4 OR MORE HOURS TO ALLOW THE "WAX" MATERIAL TO BECOME COMPLETELY MELTED. THE COIL SHOULD THEN AUTOMATICALLY DROP DOWN TO IT'S CORRECT POSITION IN THE BASE OF THE VESSEL. IF THE COIL DOES NOT DROP DOWN, TWIRL THE VESSEL GENTLY IN THE BASE AND THE COIL WILL DROP.

- USE ONLY FINE GLASS CLEANER AND A SOFT CLOTH TO CLEAN THE SURFACE, ALWAYS UNPLUG IT BEFORE CLEANING.

## ⚠ CAUTION:



- ▶ USE ONLY R39, 20W, APPLIANCE BULB FOR REPLACEMENT BULB. VARIANCE IN BULB SIZE OR WATTAGE WILL RESULT UNSATISFACTORY OPERATION, FIRE OR BREAKAGE OF THE GLASS VASE.
- ▶ THE VESSEL AND BASE WILL BE WARM TO THE TOUCH IN OPERATION AND WHILE AFTER THE UNIT HAS BEEN TURNED OFF/UNPLUGGED.
- ▶ KEEP OUT OF REACH OF CHILDREN AND PETS.
- ▶ ALWAYS OPERATE THE UNIT ON A FIRM STATIONARY SURFACE THAT IS AT ROOM TEMPERATURE.
- ▶ DO NOT OPERATE THE UNIT ON ANY WARM OR HOT SURFACES. OPERATE ONLY AT ROOM TEMPERATURE.
- ▶ WHEN THE UNIT IS IN OPERATION, BE SURE NOT TO MOVE OR SHAKE IT IN ORDER TO AVOID LIQUID BECOMING MURKY AND PERMANENTLY DAMAGE.
- ▶ THE UNIT SHOULD NEVER BE HEATED UP BY ANY OTHER MEANS NOR SHOULD IT BE COOLED DOWN ARTIFICIALLY. NOT BE USED WHEN THE VASE IS CRACKED OR DAMAGED.
- ▶ THE SPACE ON THE TOP OF THE VASE IS PROVIDED FOR EXPANSION. DO NOT BREAK THE SEAL OF THE CAP TO FILL IT WITH LIQUID OR SOLID. BREAKING THE SEAL WILL VOID YOUR WARRANTY AND RUIN THE PRODUCT.
- ▶ IF THE EXTERNAL FLEXIBLE CABLE OR CORD OF THE UNIT IS DAMAGED, IT SHALL BE EXCLUSIVELY REPLACED BY THE MANUFACTURER OR SERVICE AGENT OR A SIMILAR QUALIFIED PERSON IN ORDER TO AVOID A HAZARD.