




OPTICAL MOUSE



KT4098

USER MANUAL

**PLEASE READ THIS USER MANUAL COMPLETELY BEFORE
OPERATING THIS UNIT AND RETAIN THIS BOOKLET FOR FUTURE
REFERENCE**

COMPLIANCE WITH FCC REGULATIONS

This device complies with Part 15 of the FCC Rules. Operation is subject to the following two conditions:

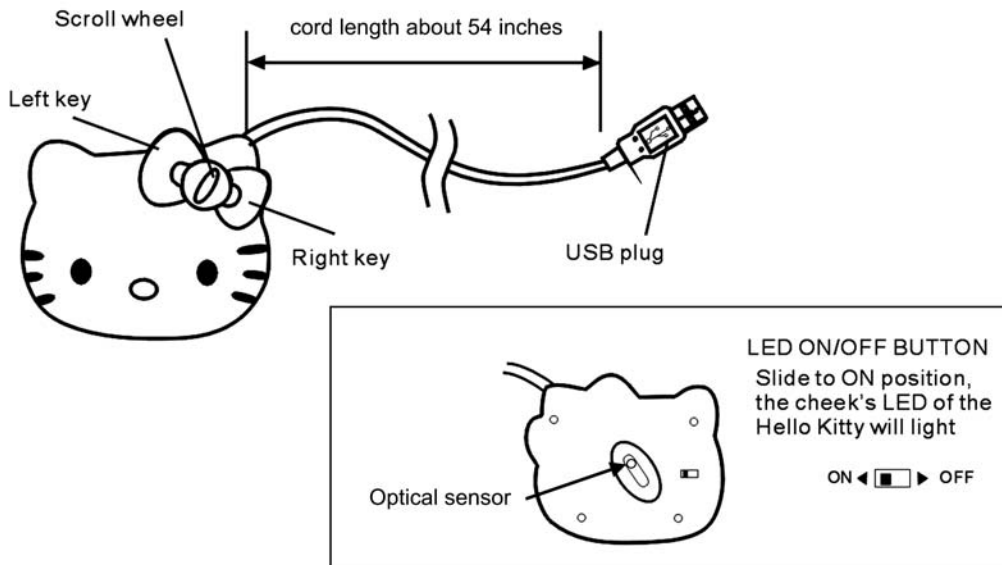
- (1) this device may not cause harmful interference, and
- (2) this device must accept any interference received, including interference that may cause undesired operation.

This equipment has been tested and found to comply with the limits for a Class B digital device, pursuant to Part 15 of the FCC Rules. These limits are designed to provide reasonable protection against harmful interference in a residential installation. This equipment generates, uses and can radiate radio frequency energy and, if not installed and used in accordance with the instructions, may cause harmful interference to radio communications. However, there is no guarantee that interference will not occur in a particular installation. If this equipment does cause harmful interference to radio or television reception, which can be determined by turning the equipment off and on, the user is encouraged to try to correct the interference by one or more of the following measures:

- Reorient or relocate the receiving antenna.
- Increase the separation between the equipment and receiver.
- Connect the equipment into an outlet on a circuit different from that to which the receiver is connected.
- Consult the dealer or an experienced radio/TV technician for help.

CAUTION: Changes or modifications not expressly approved by the party responsible for compliance could void the user's authority to operate the equipment.

FUNCTIONS AND CONTROLS



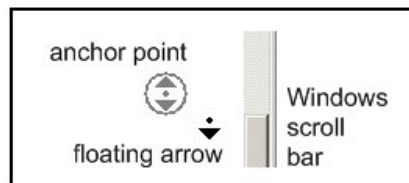
OPERATING INSTRUCTIONS

A. Installation

1. Insert the USB Plug of the Optical Mouse directly into a USB port of your computer running on either Windows or Mac OS.
2. Your mouse driver will be automatically installed by the plug and play function of the Windows or Mac OS.
3. Compatible OS: Windows 2000/XP/Vista/7/8 and Mac OS X 10.5 to 10.8.

B. Scroll Wheel and Button (Middle Button) Operation

1. Under normal operation, turn the Scroll Wheel for fast browsing up/down on the Internet and in Microsoft Windows documents.
2. To enable smooth auto scrolling, press the Scroll Wheel



Button. A double arrow icon showing the anchor point and a floating arrow icon showing the current mouse position will appear.

3. To scroll up/down, move the mouse until the floating arrow icon becomes an up/down arrow. The farther away the floating arrow from the anchor point, the faster is the scrolling speed.

Note: The Scroll Wheel Button only works in Windows system and does not function in Mac OS.

C. Decorative Lighting

Underneath the Hello Kitty bow, there is one blue LED which will light up while the mouse is connected to the PC. On the other hand, there are two red LEDs underneath the cheek area. They can be turned on as desired when you slide the On/Off Switch at the bottom of the mouse to the "ON" position and are there only for decorative purposes.

D. Cleaning Your Mouse

1. Turn off your computer and unplug your mouse from the USB port.
2. Turn it upside down. Clean the Optical Sensor carefully with a lint-free cloth. Dust or dirt may affect its performance.
3. Also clean out dust or dirt accumulated inside the scroll wheel compartment to assure smooth rotation of the Scroll Wheel.
4. Clean the connecting cable and top cabinet of your mouse with a damp (never wet) cloth. Mild cleaning agent specially formulated for cleaning mouse or keyboard may be used. However, solvent or detergent should never be used.

90 DAY LIMITED WARRANTY AND SERVICE VALID IN THE U.S.A. ONLY

SPECTRA MERCHANDISING INTERNATIONAL, INC. warrants this unit to be free from defective materials or factory workmanship for a period of 90 days from the date of original customer purchase and provided the product is utilized within the U.S.A. This warranty is not assignable or transferable. Our obligation under this warranty is the repair or replacement of the defective unit or any part thereof, except batteries, when it is returned to the SPECTRA Service Department, accompanied by proof of the date of original consumer purchase, such as a duplicate copy of a sales receipt.

You must pay all shipping charges required to ship the product to SPECTRA for warranty service. If the product is repaired or replaced under warranty, the return charges will be at SPECTRA's expense. There are no other express warranties other than those stated herein.

This warranty is valid only in accordance with the conditions set forth below:

1. The warranty applies to the SPECTRA product only while:
 - a. It remains in the possession of the original purchaser and proof of purchase is demonstrated.
 - b. It has not been subjected to accident, misuse, abuse, improper service, usage outside the descriptions and warnings covered within the user manual or non-SPECTRA approved modifications.
 - c. Claims are made within the warranty period.
2. This warranty does not cover damage or equipment failure caused by electrical wiring not in compliance with electrical codes or SPECTRA user manual specifications, or failure to provide reasonable care and necessary maintenance as outlined in the user manual.
3. Warranty of all SPECTRA products applies to residential use only and is void when products are used in a nonresidential environment or installed outside the United States.

This warranty gives you specific legal rights, and you may also have other rights which vary from state to state. TO OBTAIN SERVICE please remove all batteries (if any) and pack the unit carefully and send it freight prepaid to SPECTRA at the address shown below. IF THE UNIT IS RETURNED WITHIN THE WARRANTY PERIOD shown above, please include a proof of purchase (dated cash register receipt) so that we may establish your eligibility for warranty service and repair of the unit without cost. Also include a note with a description explaining how the unit is defective. A customer service representative may need to contact you regarding the status of your repair, so please include your name, address, phone number and email address to expedite the process.

IF THE UNIT IS OUTSIDE THE WARRANTY PERIOD, please include a check for \$10.00 to cover the cost of repair, handling and return postage. All out of warranty returns must be sent prepaid.

It is recommended that you contact SPECTRA first at 1-800-777-5331 or by email at custserv@spectraintl.com for updated information on the unit requiring service. In some cases the model you have may be discontinued, and SPECTRA reserves the right to offer alternative options for repair or replacement.

SPECTRA MERCHANDISING INTERNATIONAL, INC.
4230 North Normandy Avenue,
Chicago, IL 60634, USA.
1-800-777-5331

To register your product, visit the link below to enter your information.
<http://www.spectraintl.com/wform.htm>



HELLO KITTY[®]
by *Sanrio*[®]

©1976, 2012 SANRIO CO., LTD.
Used Under License.
www.sanrio.com

Printed in China

0812



SIL-34037